

Leveraging Canvas to Provide Feedback

Feedback should be timely, relevant, consistent, and lead to growth.

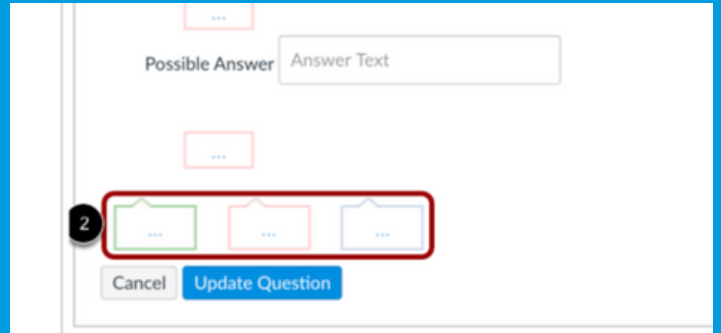
Consider using these Canvas tools in addition to rubrics, checklists, and peer reviews.

Tip: Ensure students setup notifications to receive your feedback immediately.

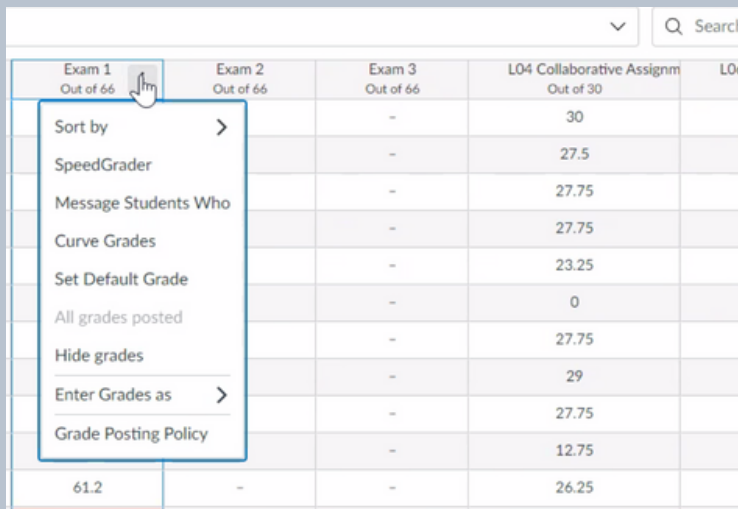
Quiz Question Feedback

Provide automated feedback for a student's answer choice.

Add feedback to help students understand what they did wrong.



You can choose to give students feedback in the answer comment area. To add feedback to the answer, click the comment field beneath the answer [1].



Exam 1 Out of 66	Exam 2 Out of 66	Exam 3 Out of 66	L04 Collaborative Assignm Out of 30	L06
-	-	-	30	-
-	-	-	27.5	-
-	-	-	27.75	-
-	-	-	27.75	-
-	-	-	23.25	-
-	-	-	0	-
-	-	-	27.75	-
-	-	-	29	-
-	-	-	27.75	-
-	-	-	12.75	-
61.2	-	-	26.25	-

Gradebook Feedback

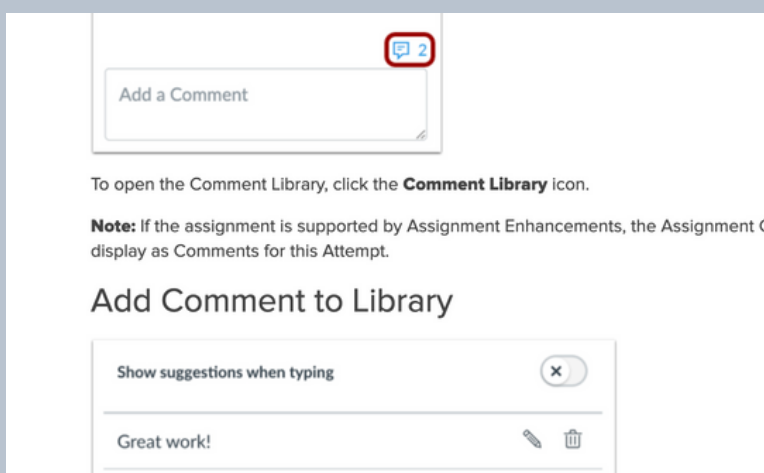
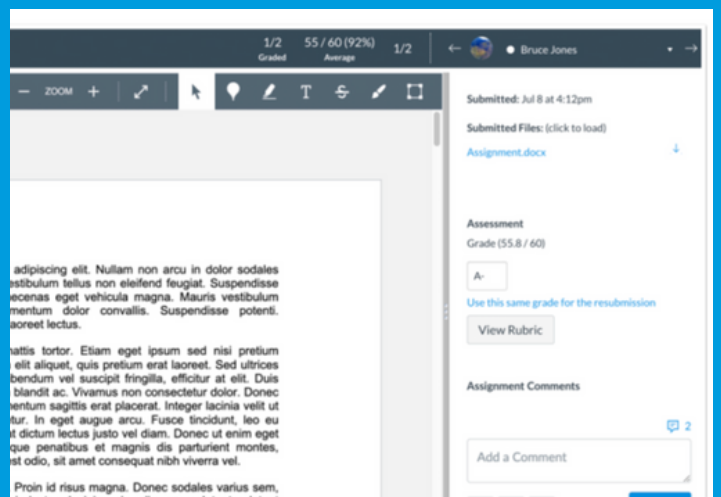
Provide assignment-specific feedback

Add grade, status, and comments.

Speedgrader Feedback

See all submissions in one place.

Add text, video, or audio feedback.



Comment Library Feedback

Create a library of commonly used feedback.

Save time when adding comments by selecting them from the library.

Docviewer Feedback

Provide comments directly on a student's submitted work.

Add highlights, text, strikethrough, and comments.

